

# E8M 扩音器 (数码播放器)

## Amplifier (Digital Player)

### 控制面板功能示意图 (Function Illustration)

- ① 电源开关按键：长按1秒后开机，长按2秒后关机
- ② 电池电量显示：在开机的状态下按一下电源开关键“①”，显示机内电池的电量，约3秒后自动熄灭，节省电能。如低电量时，将闪烁预警，并自动关机。充电时，该显示器将显示电池的充电进度，指示灯逐个流水点亮时，表示正在充电，指示灯全亮时表示已充满
- ③ 音量调节按键：按“+”键声音增大，按“-”键声音减小至无声
- ④ 音乐功能按键：按该键可切换播放音乐或AUX音频输入，麦克风在上述模式中能同步使用。◀◀ 上一曲、▶▶ 播放/暂停、▶▶ 下一曲；长按 ◀◀、▶▶ 键可以单独控制音乐播放的音量，满足讲解时做背景音乐
- ⑤ POWER电源指示灯：通电后，亮红灯
- ⑥ MIC输入插孔：将附件头戴式麦克风插头插入此孔，进入扩音状态
- ⑦ AUX 输入插孔：用随机配置的 Ø3.5mm 连接线，将DVD、MP3等音乐信号导入本扩音器可以作为有源音箱使用
- ⑧ 充电电源输入插孔：将配送的10.6V直流电源插入此孔进行充电
- ⑨ TF内存卡插口：根据示意图的插卡方向插入TF内存卡，插入时，听到“嗒”一声，表示已安装到位并将其锁住；取卡时只要将卡往下按，听到“嗒”一声，TF内存卡会自动弹出来
- ⑩ 移动内存插孔：可支持8G大容量U盘（操作时请注意：开机后须按一下音乐功能键“④”，让TF卡进入读盘状态，然后再使用USB数据线将其连接到电脑）
- ⑪ 电池仓：内置7.4V/2000mAh大容量锂离子电池
- ⑫ 挂绳扣

- ① Power switch: press for one second for on, press two seconds for off
- ② Battery power level indicator: short press ① (less than one second), it will indicate the battery power level and automatically extinguish after three seconds to save the power. When the power is low, it will glitter and turn off automatically. When being recharged, it indicates the recharging status, when indicators light one after another, it means it is being recharged; when indicators all light, it means recharging is finished
- ③ Volume adjusting button: press “+” for loud voice, press “-” for low voice until silence
- ④ Music play button: press this button can switch the music play of USB/TF card and AUX audio input, the microphone can be used at the same time. Press ◀◀ for previous song, press ▶▶ for play/pause function, press ▶▶ for next song, press ▶▶ long for volume increase, press ◀◀ long for volume reduction
- ⑤ Power indicator: it turns red when the amplifier is on
- ⑥ Microphone input socket: insert the microphone ø 3.5mm plug into this socket
- ⑦ AUX input socket: use the audio cable supplied by this amplifier to connect the music signal such as DVD, Mp3 with the amplifier
- ⑧ DC 10.6V power adapter socket
- ⑨ TF card port: please insert the TF card according to the direction of the illustration, when you hear “Da” after you insert it, it means the card is fixed; when you want to take out the card, just press it and the card will come out automatically
- ⑩ USB port: support high capacity U disk upto 8G and can be connected to the PC via the USB cable to transmit the data for TF card (caution: turn on the amplifier, press the music play button “④” and let the TF card be in card reading status, then connect the USB cable with PC USB port to transmit the data)
- ⑪ Battery Compartment: 1PC 7.4V/2000mAh battery is Inside
- ⑫ Rope buckle

### 使用说明 (User Manual)

1. 将头戴麦克风正确的佩戴在头部，并调整好麦克风的拾音角度
2. 将 Ø3.5mm 的麦克风插头插入麦克风输入孔内
3. 打开电源，电源指示灯亮，调整音量按键到合适的音量大小
4. 使用过程中，若电量指示灯在闪烁时，表示电池低电量，请及时充电
5. 在用USB接口连接电脑为TF卡下载时，要先开机通电，再连接电脑，否则就不读盘
1. Wear the headworn microphone correctly and adjust the suitable microphone pick-up angle
2. Insert the ø3.5mm microphone plug into the MIC input socket
3. Turn on the power, the power indicator will light, then adjust the volume
4. If the power indicator glitters, it means the battery power is low, please recharge in time
5. Please turn on the amplifier before USB port is connected with computer for TF card download, otherwise the computer will not read the card

### 电池的使用和安全须知 (Caution For Battery)

1. E8M扩音器由锂离子电池供电，电池有寿命限制，当工作时间明显缩短时，请更换电池
2. 过高或过低的温度都会影响电池的充电效果，请将电池充电的环境温度保持在0-45°C
3. 非专业技术人员请不要擅自拆机改装或维修；如有问题或服务需求请联系当地经销商
4. 低电量或长时间不使用时应将电池充满电，以确保电池的使用寿命
5. 请勿将电池或电池组放在日照、火烤等类似过热环境中
6. 注意：电池或电池组更换不当会有爆炸危险，只能用同样类型或等效类型的电池来更换并注意电池极性
7. 禁止：禁止电池反接，短路，猛烈撞击和作为儿童玩具；不能使用其他充电装置为本机电池充电，也不能用本机为其他的电池充电，使用不当会有爆炸危险；禁止对非充电电池充电
8. 整机及附件都应放置在室内干燥通风处，避免雨淋、水滴、进水、重摔及覆盖通风孔
9. 为保护环境，请将废弃电池放入指定的分类垃圾桶或寄回给生产商，不可直接丢弃
10. 应保持电源或充电适配器的操作方便。长时间不用时，请将适配器从电源插座中拔出



仅适用于海拔2000米以下地区使用



仅适用于非热带气候条件下使用

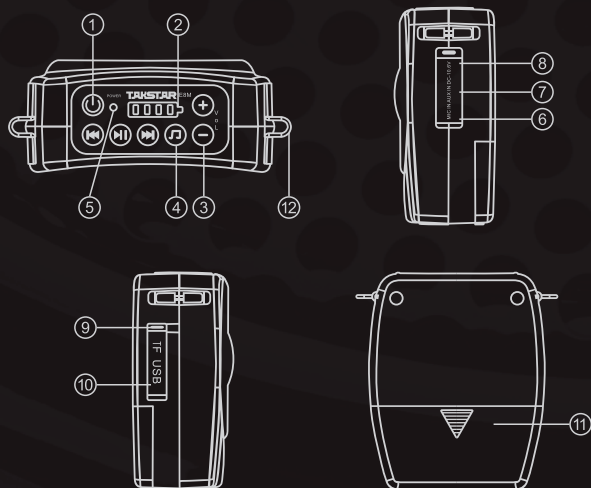
1. E8M voice amplifier is powered by lithium-ion battery, the battery life time has limit, please change the battery when the playtime is obviously shorten
2. Extreme high or low temperature will influence the battery recharge effect, please keep the environment temperature as 0-45°C for battery recharging
3. Don't use the battery of this amplifier for other usage or throw it into fire or water
4. Battery belongs to consumption part, it is not within the after-service range, please use the battery supplied by manufacturer when you want to change the battery
5. Avoid making the battery short (don't put the battery with the metal part such as necklace, key, barrette, lead wire etc.), don't use other power adapter or damaged battery
6. Please dispose the abandoned battery correctly, do not throw it into the trash can directly
7. Children are not allowed to contact with the battery or play it
8. Do not thump or sling the battery
9. Do not put the battery or the battery pack in the hot environment or throw into the fire
10. Please take out the power adapter from the socket if long time no use



The device and its accessories can only be used safely in the areas below an altitude of 2000 meters



The device and its accessories can only be used safely in non-tropical regions



# TAKSTAR® 得胜

欢迎使用 TAKSTAR 便携式数字扩音器。本产品是专为户外活动等大功率扩音场合而设计的，采用数字技术，提供更长久的电池使用时间和更大输出功率输出，是户外活动的理想选择。在使用之前，请仔细阅读说明书，以便能正确的操作，发挥本扩音器性能。

Welcome to use TAKSTAR portable digital voice amplifier. This product is ideal for outdoor PA. because of the excellent digital technology, long battery playtime and high output power, Please read this user manual detailedly before using to make sure the correct operation and exert the optimum function.

# E8M

扩音器 ( 数码扩音器 )  
Amplifier(Digital Player)



## 产品特性 (Features)

- 特殊的技术结构设计，产品具有防雨防尘功能，使产品更稳定耐用
- 全部功能采用MCU控制，全电子按键操作，尽享更方便的数码产品操作感受
- 电子音量调节技术，具有记忆功能，开机后自动默认上一次的设定状态
- 具有音乐播放功能，支持U盘、TF存储卡上的多媒体音频文件播放
- MCU电池电量检测，能实时显示电池状态，使您能提前准备，确保工作可靠
- 内置大容量持久型锂离子电池，为该产品提供高电能的同时，减少废弃物的产生
- 采用Class D数字功放模块，低功耗，能输出高达18W的音频功率
- 内置MCU充电管理系统，具有双重放电保护功能，使电池在安全可靠的工作模式下充放电，充电只需6小时，使用时间可达8-12小时
- 灵活可变的多种佩戴方式，适应不同用户的个性需求
- 产品符合人体工学原理设计，造型新颖，外观时尚，使用舒适

- Special construction for water and dust proof
- MCU function control, touch switch operation
- Electronic volume control technology, the memory function makes the volume same as last time automatically when it is on
- Music play function supports the multi-media audio files play of USB flash disk and TF card
- MCU intelligent power level inspection for actual battery power condition indication
- Built-in high capacity lithium-ion battery
- Class D digital module for low power consumption and high output power upto 18W
- Built-in MCU intelligent recharging management system for secure recharge/discharge and fast recharging time (only 6hrs), playtime is upto 8 to 12 hours
- Multiple wearing choices for convenient use
- Unique and fashionable design

## 注意事项 (Caution)

1. 请不要将外部的音源信号 (如DVD、MP3等) 从MIC插孔输入，以免声音幅度过大而失真
  2. 请使用赠送的DC10.6V 450mA充电器充电
  3. 为了达到良好效果，请对准头戴麦克风咪芯 (1-2cm)处发音，以防方向不正引起啸叫
1. Don't insert external audio signal such as DVD or Mp3 into the MIC socket to avoid distortion due to extreme high voice
  2. Recharge by using the DC 10.6V 450mA power adapter provided along with the product for best recharging performance
  3. Aim at the headworn mic capsule when speaking and keep the distance between vocal and mic as 1-2cm to avoid howling







## 技术参数 (Specification)

- 频率响应 (Frequency Response): 80Hz-12kHz
- 输出功率 (Output Power): 18W
- 扬声器阻抗 (Output Impedance): 4Ω
- 工作电压 (Operating Voltage): 7.4V
- 电池规格 (Battery Specification): 7.4V/2000mAh 锂离子电池  
7.4V/2000mAh Lithium-ion battery
- 充电器规格 (Power Adapter): DC 10.6V 450mA
- 充电时间 (Recharging Time): 约6小时 Approx. 6hrs
- 使用时间 (Playtime): 12小时 12hrs
- 产品规格 (Dimension): 125×105×55mm
- U盘和TF卡 (U disk and TF card): 支持到8G  
Max.8G
- USB输出 (USB output): DC 5V 150mA

## 适用场合 (Application)

- 户外娱乐、晨练、导游、教学等场合扩音
- Teaching, tour guide, morning exercise, outdoor PA

## 标准配件 (Standard Accessory)

			
E8M 数字扩音器 Digital Amplifier	HM-700头戴麦克风 Headworn Microphone	说明书 User Manual	绑带 Rope
			
锂电池(内置) Lithium-ion battery	音频线 Audio Cable	USB 数据线 USB Data Cable	适配器 (赠送) Power Adapter (Free)

## 特别声明 (Announcement)

※ 得胜公司保留对本说明书描述的产品及说明书内容更新和改进的权利，如有更改，恕不另行通知  
※ Technical and appearance specifications are subject to change without prior notice